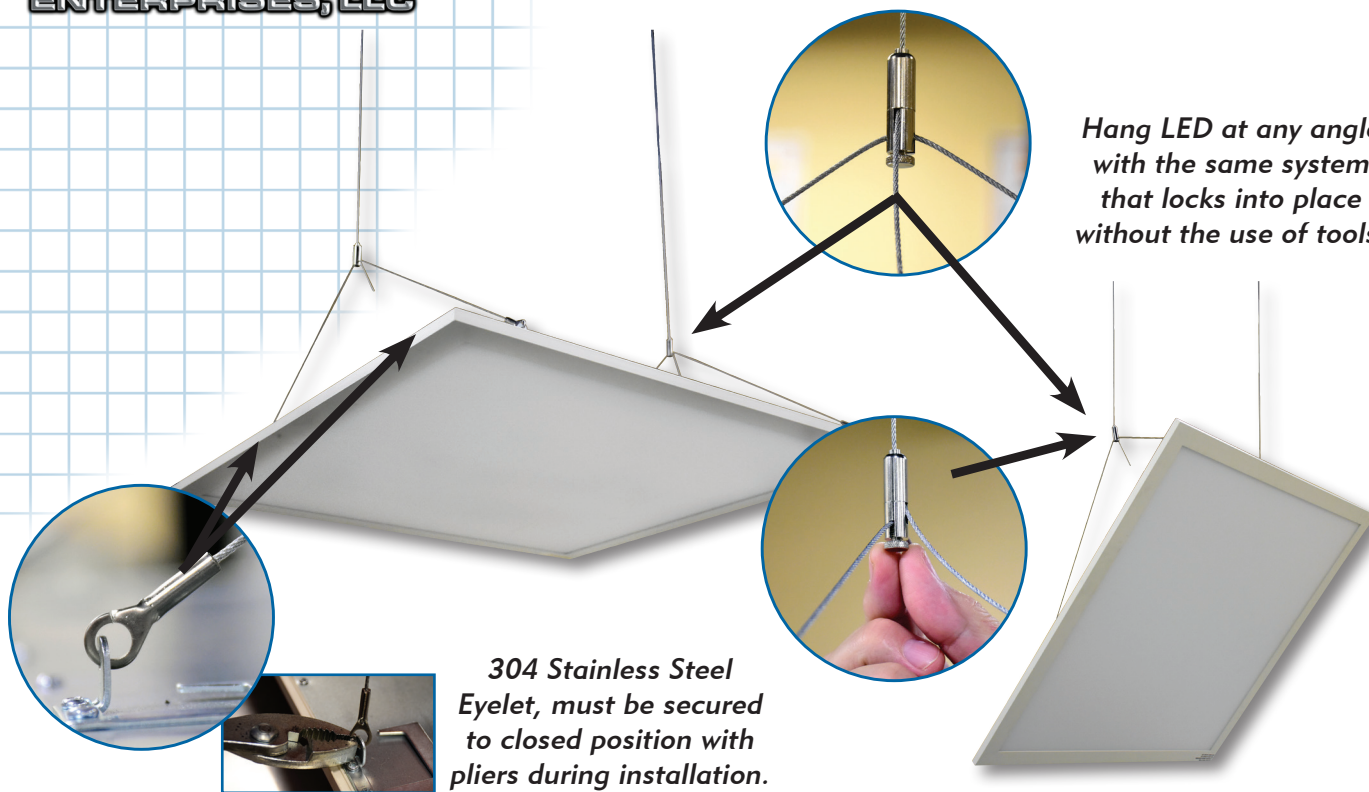




# FLAT PANEL KIT

PATENT PENDING

*Hang LED at any angle with the same system that locks into place without the use of tools!*



*304 Stainless Steel Eyelet, must be secured to closed position with pliers during installation.*

Rize's new Flat Panel Kits are a convenient and easy way to hang LED lights to satisfy every aspect of your hanging design. The FP Kits from Rize feature three distinct anchor points, the looped cable to attach to the ceiling, the eyelet hooks to attach it to the light, and the side exit Kwik Grip cable gripper. The Kwik Grip Cable gripper features a set screw that is easily adjusted by hand. Adjustments to this Kwik Grip allow FP Kits to hang your LED fixture flat or at any desired angle to fit your design.

Flat Panel kits come with a 10 ft looped WC3 cable, a 26" double sided eyelet cable, and a side exit Kwik Grip Cable Lock. The FP kits feature a 12 Lb weight limit with a 5:1 safety factor ratio. The eyelets are constructed of 304 Stainless Steel and conveniently designed to fit the grid clip on most Flat Panel LED Light Fixtures.


## Steps to attach eyelet:




Grid Clip



Bend up the end of the Grid Clip that has the pre drilled hole.



Insert the Eyelet into the pre drilled hole.



Eyelet will have an open gap.



Be sure to close the eylet so there is no gap with the use of pliers as shown above.

**PO Box 1311 ■ Brentwood, NY 11717**  
**Tel: 631-930-7532 Fax: 631-249-8976**  
**■ www.rizellc.com ■**



Printed in USA 10/18